

User's manual KF-150

Key function

1. **Off-hook/OK key** : off-hook > make or answer a call
Enter > sub-menu entering
Confirm > for option setting
2. **On-hook/C key** : on-hook > hang-up a call
Cancel > escape sub-menu
Clear > press & hold to delete all dialed numbers,
Press to delete one dialed number.
3. **HOLD/INFO key** : Hold > play melody during a call
Mute > mute MIC during a call
INFO > show contact's mobile/office/home number during display
username.
4. **Up down key** : Select Contact list, Missed call, Called list, Option, Volume function
5. **Number key** : dial numbers for Skype Out

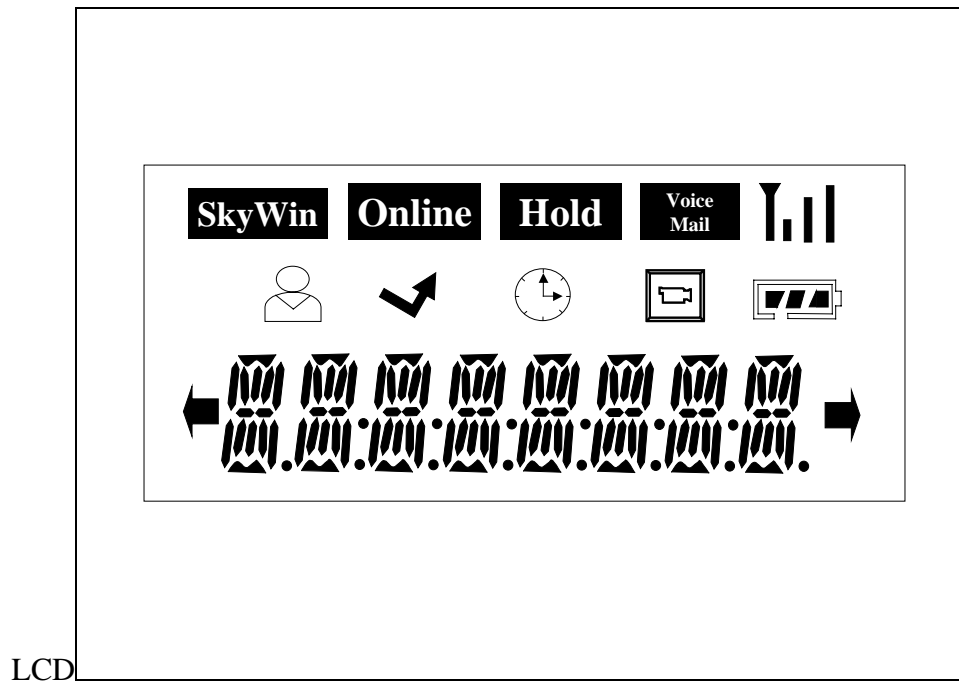
Operation

In clock mode Press OK for entering the skype table mode, C for quit.

Press select skype table , Press OK to enter the table , C for quit







1. CONTACT : Contact list
2. MISLIST : Missed calls
3. CALLLIST : Calls list
4. OPTION : Option
 - 4.1 VOL SET : 8 levels volume adjustment
 - 4.2 HOLD SET :
 - 4.2.1 HOLD MUTE : mute
 - 4.2.2 HOLD 01 ~ 10 : 10 hold musics
 - 4.3 RING SET
 - 4.3.1 RING 01 ~ 20 : 20 types of ringers
 - 4.3.2 RING PC : remain PC default
 - 4.4 KEY TONE
 - 4.4.1 TONE OFF
 - 4.4.2 TONE ON
 - 4.5 NAME SET
 - 4.5.1 USERNAME : User's account
 - 4.5.2 ALIAS : Nickname
 - 4.6 RING VOL

LCD Description







LCD

Device Status Icon

	SkyWin active indicator(reserved for future)
	Show Call List User's Online status.
	Voice mail indicator for SkyWin SAM(Software Answering Machine) or Skype VoiceMail(reserved for future)
	Hold this call.
	RF signal strength indication (reserved for wireless)
	Battery meter(reserved for wireless)

Device Function Icon

Item	Description
	Show Contact List Username/Alias name.
<p>*Up/down key to select last/next user.</p> <p>*Right/Left key to see last/next username. If username overstep 8 characters.</p> <p>*Info. Key to see this user's mobile/home/office number.</p> <p>*OFF-HOOK Key to make a phone call.</p>	
Item	Description
	Show Miss Call List Username/Alias name.
<p>*Up/down key to select last/next user.</p> <p>*Right/Left key to see last/next username. If username overstep 8 characters.</p> <p>*Info. Key to see this user's mobile/home/office number.</p> <p>*OFF-HOOK Key to make a phone call.</p>	
Item	Description
	Show Call List Username/Alias name.
<p>*Up/down key to select last/next user.</p> <p>*Right/Left key to see last/next username. If username overstep 8 characters.</p> <p>*Info. Key to see this user's mobile/home/office number.</p> <p>*OFF-HOOK Key to make a phone call.</p>	
Item	Description
	<p>Volume Set. → 8 levels.</p> <p>Display name set. → Username/Alias.</p> <p>Key Tone Set. → Key Tone On/Off</p> <p>Ring Set. → 10 melodies + PC Ring tone.</p> <p>Hold Melody set. → 10 melodies + Mute.</p>